

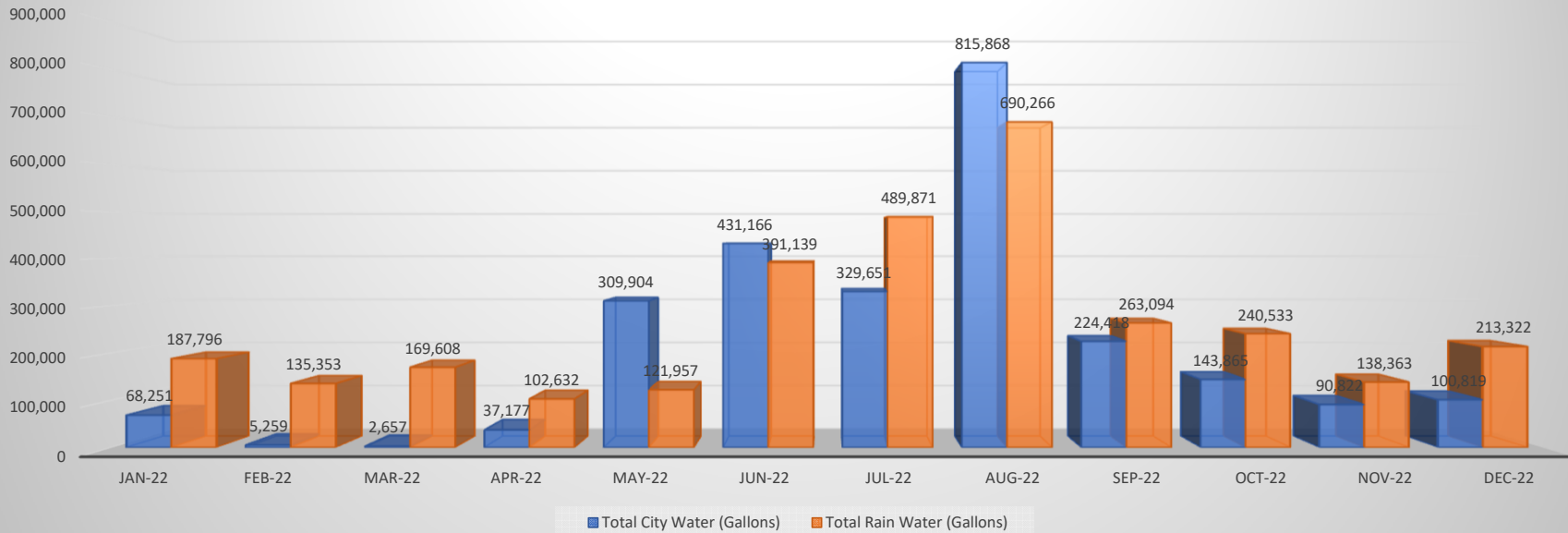
2022

Water Meter:	Serves	Jan-22	Feb-22	Mar-22	Apr-22	May-22	Jun-22	Jul-22	Aug-22	Sep-22	Oct-22	Nov-22	Dec-22
WM-A Irrigation BYP Flow Total	Irrigation (City Water)	0	0	0	2	25	0	0	0	0	0	0	0
WM-E Irrigation Flow Total	Irrigation (Rain Water)	0	0	0	0	0	1,378	2,218	2,332	622	494	0	0
WM-D Hose Bib Bypass Flow Total	Irrigation (City Water)	0	0	0	2,841	273,187	374,229	253,464	703,092	168,424	84,287	0	0
WM-H Hose Bib Flow Total	Irrigation (Rain Water)	0	0	0	0	6,546	279,718	385,924	560,139	163,143	97,944	0	0
	Total Irrigation	0	0	0	2,843	279,758	655,325	641,606	1,265,563	332,189	182,725	0	0
WM-B Flush Bypass Flow Total	Toilets (City Water)	0	522	124	1,657	5,045	59	464	1,129	0	0	18,575	26,803
WM-G Flush Flow Total	Toilets (Rain Water)	7,044	7,196	2,738	881	2,952	1,494	584	607	552	491	443	362
	Total Toilets	7,044	7,718	2,862	2,538	7,997	1,553	1,048	1,736	552	491	19,018	27,165
WM-C RO Bypass Flow Total	RODI (City Water)	68,251	4,737	2,533	32,677	31,647	56,878	75,723	111,647	55,994	59,578	72,247	74,016
WM-F RO Flow Total	RODI (Rain Water)	180,752	128,157	166,870	101,751	112,459	108,549	101,145	127,188	98,777	141,604	137,920	212,960
	Total RODI	249,003	132,894	169,403	134,428	144,106	165,427	176,868	238,835	154,771	201,182	210,167	286,976
WM-I DEF Flow Total	DEF (AHU Condensate)	0	0	0	0	0	0	0	0	0	0	0	0
	Total City Water (Gallons)	68,251	5,259	2,657	37,177	309,904	431,166	329,651	815,868	224,418	143,865	90,822	100,819
	Total Rain Water (Gallons)	187,796	135,353	169,608	102,632	121,957	391,139	489,871	690,266	263,094	240,533	138,363	213,322
	Total Water	256,047	140,612	172,265	139,809	431,861	822,305	819,522	1,506,134	487,512	384,398	229,185	314,141

Inaccurate Flow Sensors

2,559,857
3,143,934
5,703,791

2022 Rainwater Vs. City Water



2023

Water Meter:	Serves	Jan-23	Feb-23	Mar-23	Apr-23	May-23	Jun-23	Jul-23	Aug-23	Sep-23	Oct-23	Nov-23	Dec-23
WM-A Irrigation BYP Flow Total	Irrigation (City Water)	0	0	0	1	21	4	0	0	0	0	0	0
WM-E Irrigation Flow Total	Irrigation (Rain Water)	0	0	88	0	113	81	164	176	42	32	41	8
WM-D Hose Bib Bypass Flow Total	Irrigation (City Water)	0	0	0	0	97,851	23,414	14,510	33,635	524	147	0	0
WM-H Hose Bib Flow Total	Irrigation (Rain Water)	0	0	20	5,379	108,243	151,536	165,629	167,552	115,173	47,071	0	0
	Total Irrigation	0	0	108	5,380	206,228	175,035	180,303	201,363	115,739	47,250	41	8
WM-B Flush Bypass Flow Total	Toilets (City Water)	959	405	14,984	5,015	7,434	1,017	17,446	2,913	0	5,063	12,161	0
WM-G Flush Flow Total	Toilets (Rain Water)	131	291	471	767	20,181	52,517	73,172	63,913	85,321	96,114	51,069	51,311
	Total Toilets	1,090	696	15,455	5,782	27,615	53,534	90,618	66,826	85,321	101,177	63,230	51,311
WM-C RO Bypass Flow Total	RODI (City Water)	59,460	95,597	31,495	45,400	30,069	10,093	4,187	75,425	48,826	5,531	28,447	1,472
WM-F RO Flow Total	RODI (Rain Water)	209,681	128,670	151,769	110,963	73,168	53,784	113,076	34,857	29,368	32,530	55,857	82,218
	Total RODI	269,141	224,267	183,264	156,363	103,237	63,877	117,263	110,282	78,194	38,061	84,304	83,690
WM-I DEF Flow Total	DEF (AHU Condensate)	0	0	0	0	0	0	0	0	0	0	0	0
	Total City Water (Gallons)	60,419	96,002	46,479	50,416	135,375	34,528	36,143	111,973	49,350	10,741	40,608	1,472
	Total Rain Water (Gallons)	209,812	128,961	152,348	117,109	201,705	257,918	352,041	266,498	229,904	175,747	106,967	133,537
	Total Water	270,231	224,963	198,827	167,525	337,080	292,446	388,184	378,471	279,254	186,488	147,575	135,009

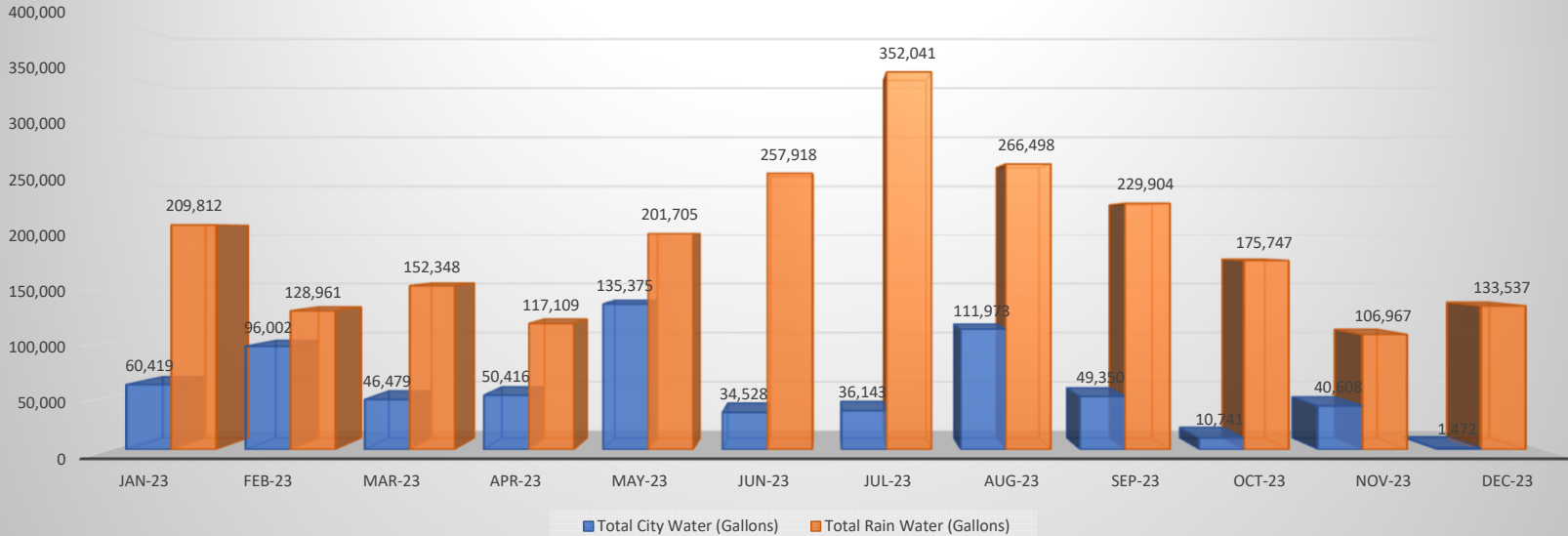
Worked with Corbett on programming adjustments to irrigation system and flow rates 5/11/2023

Repaired/Relocated Flow Sensors 6/1/2023

*Made Adjustements to RODI system Backwash/Reject

673,506
2,332,547
3,006,053

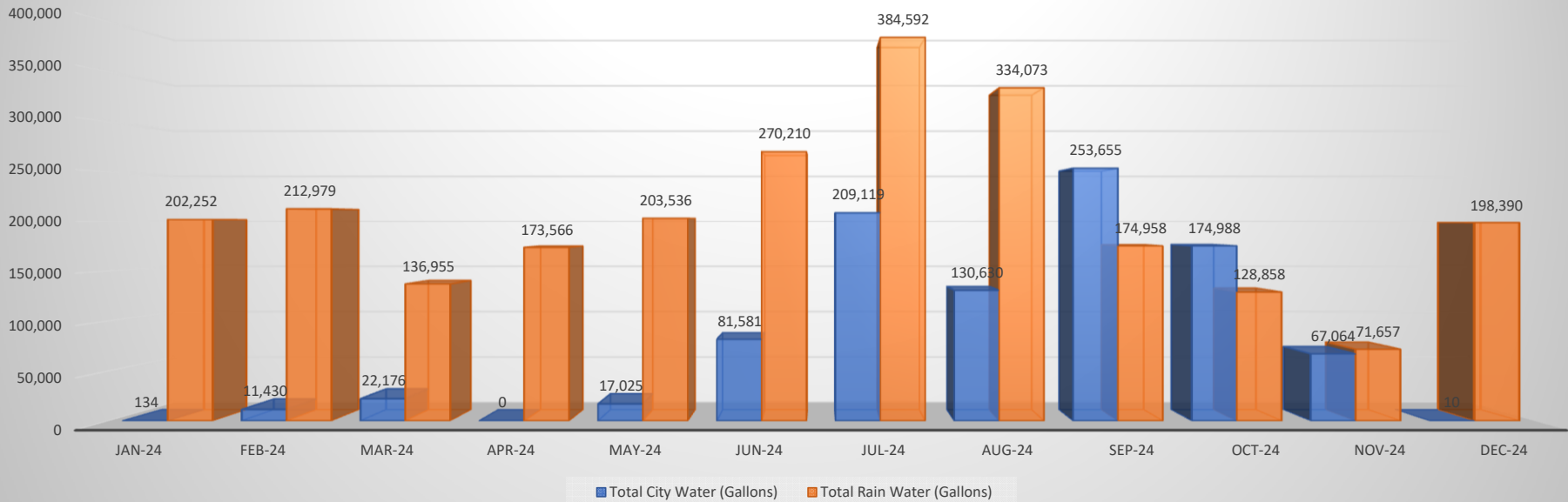
2023 Rainwater Vs. City Water



2024

Water Meter:	Serves	Jan-24	Feb-24	Mar-24	Apr-24	May-24	Jun-24	Jul-24	Aug-24	Sep-24	Oct-24	Nov-24	Dec-24	
WM-A Irrigation BYP Flow Total	Irrigation (City Water)	0	0	0	0	2	0	15	5	2	2	2	0	
WM-E Irrigation Flow Total	Irrigation (Rain Water)	0	0	0	12	58	273	501	103	206	66	389	5	
WM-D Hose Bib Bypass Flow Total	Irrigation (City Water)	0	0	0	0	9,231	54,371	150,069	101,323	193,701	123,397	8,292	0	
WM-H Hose Bib Flow Total	Irrigation (Rain Water)	0	0	0	31,918	104,304	144,906	219,382	189,396	88,697	46,540	1,678	0	
	Total Irrigation	0	0	0	31,930	113,595	199,550	369,967	290,827	282,606	170,005	10,361	5	1,468,846
WM-B Flush Bypass Flow Total	Toilets (City Water)	0	2,957	5,450	0	2,650	3,385	9,115	4,448	20,847	24,428	25,586	0	
WM-G Flush Flow Total	Toilets (Rain Water)	47,055	56,458	60,099	72,894	54,419	52,074	68,418	69,547	64,934	71,020	53,421	98,191	
	Total Toilets	47,055	59,415	65,549	72,894	57,069	55,459	77,533	73,995	85,781	95,448	79,007	98,191	867,396
WM-C RO Bypass Flow Total	RODI (City Water)	134	8,473	16,726	0	5,142	23,825	49,920	24,854	39,105	27,161	33,184	10	
WM-F RO Flow Total	RODI (Rain Water)	155,197	156,521	76,856	68,742	44,755	72,957	96,291	75,027	21,121	11,232	16,169	100,194	
	Total RODI	155,331	164,994	93,582	68,742	49,897	96,782	146,211	99,881	60,226	38,393	49,353	100,204	1,123,596
WM-I DEF Flow Total	DEF (AHU Condensate)	0	0	0	0	0	0	0	0	0	0	0	0	
	Total City Water (Gallons)	134	11,430	22,176	0	17,025	81,581	209,119	130,630	253,655	174,988	67,064	10	967,812
	Total Rain Water (Gallons)	202,252	212,979	136,955	173,566	203,536	270,210	384,592	334,073	174,958	128,858	71,657	198,390	2,492,026
	Total Water	202,386	224,409	159,131	173,566	220,561	351,791	593,711	464,703	428,613	303,846	138,721	198,400	3,459,838

2024 Rainwater Vs. City Water



2025

Water Meter:	Serves	Jan-25	Feb-25	Mar-25	Apr-25	May-25	Jun-25	Jul-25	Aug-25	Sep-25	Oct-25	Nov-25	Dec-25	
WM-A Irrigation BYP Flow Total	Irrigation (City Water)	0	0	0	0	0	0	0	0	0	0	0	0	
WM-E Irrigation Flow Total	Irrigation (Rain Water)	34	0	0	0	0	0	0	0	0	0	0	0	
WM-D Hose Bib Bypass Flow Total	Irrigation (City Water)	0	0	0	0	0	0	0	0	0	0	0	0	
WM-H Hose Bib Flow Total	Irrigation (Rain Water)	0	0	0	0	0	0	0	0	0	0	0	0	
	Total Irrigation	34	0	0	0	0	0	0	0	0	0	0	0	34
WM-B Flush Bypass Flow Total	Toilets (City Water)	6,118	0	0	0	0	0	0	0	0	0	0	0	
WM-G Flush Flow Total	Toilets (Rain Water)	90,684	0	0	0	0	0	0	0	0	0	0	0	
	Total Toilets	96,802	0	0	0	0	0	0	0	0	0	0	0	96,802
WM-C RO Bypass Flow Total	RODI (City Water)	18,231	0	0	0	0	0	0	0	0	0	0	0	
WM-F RO Flow Total	RODI (Rain Water)	125,616	0	0	0	0	0	0	0	0	0	0	0	
	Total RODI	143,847	0	0	0	0	0	0	0	0	0	0	0	143,847
WM-I DEF Flow Total	DEF (AHU Condensate)	0	0	0	0	0	0	0	0	0	0	0	0	
	Total City Water (Gallons)	24,349	0	0	0	0	0	0	0	0	0	0	0	24,349
	Total Rain Water (Gallons)	216,334	0	0	0	0	0	0	0	0	0	0	0	216,334
	Total Water	240,683	0	0	0	0	0	0	0	0	0	0	0	240,683

2025 Rainwater Vs. City Water

